



ReSound GN  
.....

# Get connected

The ReSound Smart 3D™ and Smart™ apps

GN Making Life Sound Better

## Introduction

Thank you for choosing our products. We have created this app to make it easy for you to use and control your hearing aids from your smartphone or mobile device.

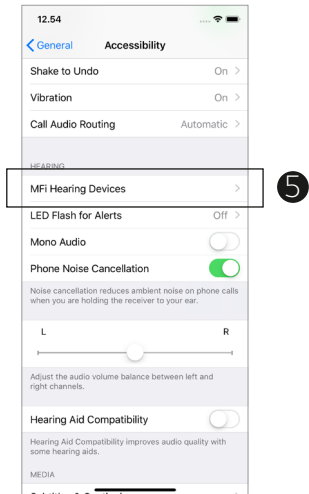
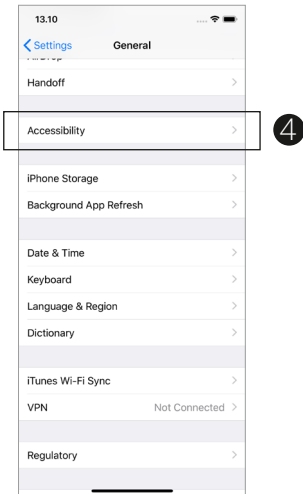
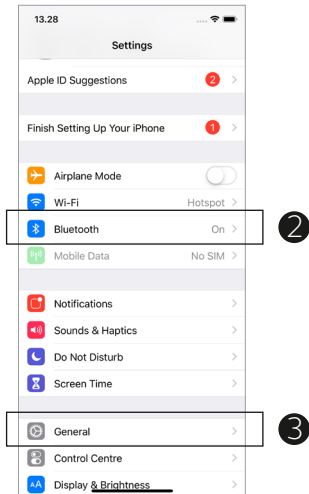
For information on which smartphones and mobile devices are compatible with the app, visit: [future-resound.com/compatibility](https://future-resound.com/compatibility).

Before you can start using the app, you must pair your smartphone or mobile device with your hearing aids. This is easily done – just follow the steps below.

## How to pair your hearing aids with your iOS device

1. Turn your hearing aids off.
2. Turn on **Bluetooth** by going to the **Settings** menu on your iOS device. The slider turns green when you activate Bluetooth.



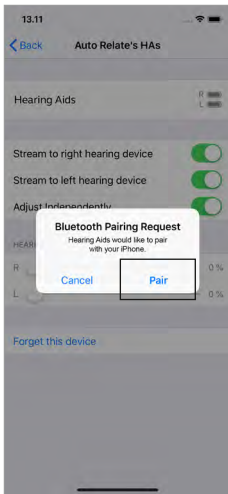


3. Go back to the main **Settings** menu and then, tap on **General**.

4. In the **General** menu, tap on **Accessibility**.

5. Scroll down to **MFi Hearing Devices**.

6. Turn your hearing aids on. Now, your iOS device will be able to detect your hearing aids.



7. Tap on **Pair**.
8. Go to the **App Store**, and in the **Search** field on top enter the name of the app.
9. Download the app, open it and tap **Get Started**.
10. Follow the instructions on the screen to connect to the app. You are now ready to go.

## How to pair your hearing aids with your Android™ device

1. Turn your hearing aids off.
2. Go the **Settings** menu and check that **Bluetooth** is turned on.
3. Go to **Google Play**, and in the Search field on top enter the name of the app.
4. Download the app, open it and tap **Get Started**.
5. Follow the instructions on the screen to connect to the app. You are now ready to go.

## If you need to re-pair your iOS device

1. Start by removing the old pairing by going to the **Settings** menu.
2. Tap **General**, scroll down and select **Accessibility**.
3. Select **MFi Hearing Devices** and tap **Forget this device**.
4. Turn your iOS device off and on again and re-pair the hearing aids to the device. If you need more information, contact your hearing care professional.

**Manufacturer according to FDA:**

**GN ReSound North America**

8001 E Bloomington Freeway  
Bloomington, MN 55420

USA

1-800-882-3636

[future-resound.com](http://future-resound.com)

**Manufacturer according to Health Canada:**

**ReSound Canada**

303 Supertest Road  
Toronto, ON M3J 2M4

Canada

1-888-737-6863

[future-resound.com](http://future-resound.com)

© 2019 GN Hearing A/S. All rights reserved. ReSound is a trademark of GN Hearing A/S. Apple, the Apple logo, iPhone, iPad, iPod touch are trademarks of Apple Inc., registered in the U.S. and other countries. App Store is a service mark of Apple Inc., registered in the U.S. and other countries. Android, Google Play and the Google Play logo are trademarks of Google LLC. The Bluetooth word mark and logos are registered trademarks owned by the Bluetooth SIG, Inc.